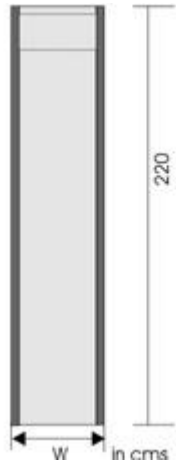


GATEX
Door Frame Metal Detector



Gatex-T is latest advanced detector with new auto-tune circuitry. All around search coil, 20 level indication and 5 levels of sensitivity make it ideal for access control. It is very useful for pilferage checks/industrial security at high sensitivity settings.

Designed for areas where large numbers of people are to be scanned in short time. Elimination of Foot Ramp enables smooth and faster flow of traffic of people. Its Multi-Tone latest digital auto-tune circuitry gives reliable and repeatable performance.

Zona is a zone indicating detector. It is an advanced micro-processor based unit indicating exact location of metal on a person's body, graphed as 4 & 6 Vertical zones (2x2),(3x3) Top Left & Right Bottom Left & Right, Middle Left & Middle right. Digital Auto-tune circuitry and Optional- Pin Hole CCTV Camera which can be clubbed to a PC or DVR for recording of data.


Gatex T:TOTAL



Gatex - DA



Gatex Z :ZONA



Features

Format	All around search coil	Side Panels w/o Bridge	Side Panels w/o Bridge
Salient Features	With base bridge	Microprocessor Based. No Foot ramp. ABS Plastic	Microprocessor based No Foot ramp. CCTV Pin Hole Camera 1/3 CCD , NV-0.1 lux,420 TV Lines
Versions	Cross through field	Uniform field	2 x 2, 3X3 Zoned detection
Level indication	20 level bar graph	20 level bar graph Multi Tone Identification.	20 level LED bar graph & Control Touch Pad Multi Tone Identification.
Sensitivity Preset	5 levels	5 levels	256 levels
Application	Pilferage checks	High traffic sites	High Risk Areas
Installation	Industrial Security	Airports, Stadium, Hotels	High Risk Areas

Common Features

Power Construction	220 V AC mains/Rechargeable batteries back-up optional
Electronics Environmental Walk-Wait Alarm	High grade ABS plastics, Seasoned wood, laminates, rubber lining, Passage- 2030 x 720 x 620mm ,Arch Assembly-2230 x 850 x 620mm. Auto tune and Auto setting version with signal digital processing -10 C to +50 C up to 95% Indicator included in all models and versions Multi Tone & Low False Alarm rate.

DOOR FRAME METAL DETECTORS
WALK THRU - GATEX RANGE

GATEX
Door Frame Metal Detector

This all around search coil design is proven format which has established itself as most cost efficient access control tool, internationally. Thousand of these units are in service for last 3 decades. The outer finish can be ordered to match the decor.

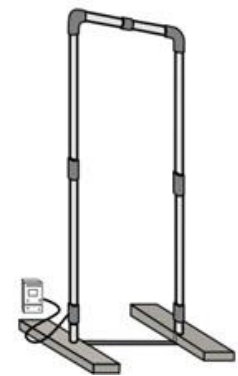
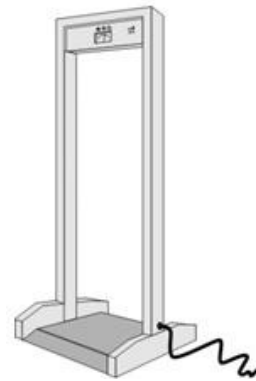

This is economy version of the deluxe model with equal performance. It is ruggedly made, for easy transporting. Controls are built-in for ease of handling /operation. Selected weather resistant materials make it ideal for outdoor applications.

Portable unit is designed for field use. Two units can be ported on a motor cycle. Installed and commissioned within few minutes without any external support. The unit works on 220 Volt ac mains and auto change over rechargeable batteries.

Gatex D:Delux/ 105EA

Gatex E:Econo

Gatex F:Flexi



Detec-sitco

Features

Installation	Indoors	Outdoors	Field Operations
Power	220V AC Mains	220V AC Mains	Ni-Cd battery/Mains
Construction	Laminated Ply Board	Polished Wood Frame	Collapsible PVC Pipe
Arch Size	220 x 30 cm	220 x 10 cm	200 x 8 cm
Clearance	220 x 80 cm	220 x 80 cm	180 x 75cm
Approx weight	56 Kg	24 Kg	12Kg
Controls	Built in	Built in	Separate/Built in
Traffic counter	Built in	-----	Separate/Built in
Walk-Stop Vol Control	Built in Built in	Built in Built in	Nil Optional
Special Feature Application	Wooden finish/105EA - ABS Plastic Shielded Industrial security Public building	Wooden Body/deco-lam Stadium, Offices Malls, Factory gates	Highly Portable Public functions VIP Meets

Common Features

Detection Level Sensitivity Alarm Environmental Optional extra	16 Levels LED's to indicate the volume of metal passing 6 levels to select, for allowing personal belongings Audio alarm on all metals ferrous and non-ferrous -10 C to +50C Up to 95% RH Ferrite Discrimination-separate audio-visual alarm.
---	---